

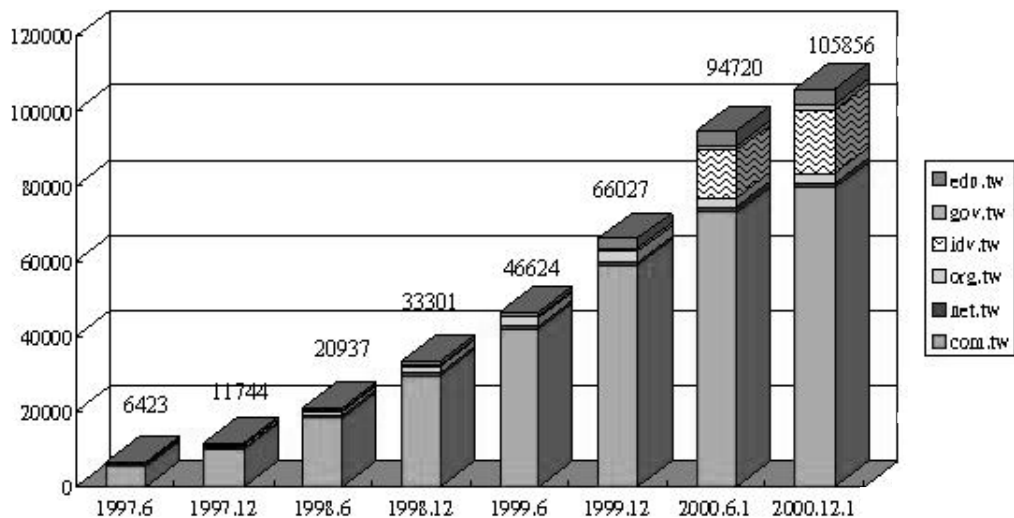
Statistical Report

English Domain Name Growth

Date Domain Name	1997.6	1997.12	1998.6	1998.12	1999.6	1999.12	2000.6.1	2000.12.1
com.tw	5229	9807	18184	29637	42053	58882	72950	79496
net.tw	388	489	591	630	705	770	1458	1257
org.tw	290	559	1032	1627	2228	2968	2610	2793
idv.tw	—	—	—	—	—	—	12518	16997
gov.tw	199	286	350	470	569	755	1251	1345
edu.tw	317	603	780	937	1069	2652	3933	3968
合計	6423	11744	20937	33301	46624	66027	94720	105856

Source : GSN 、TANet 、TWNIC

English Domain Name Growth Chart



Source : GSN 、TANet 、TWNIC

Chinese Domain Name Growth

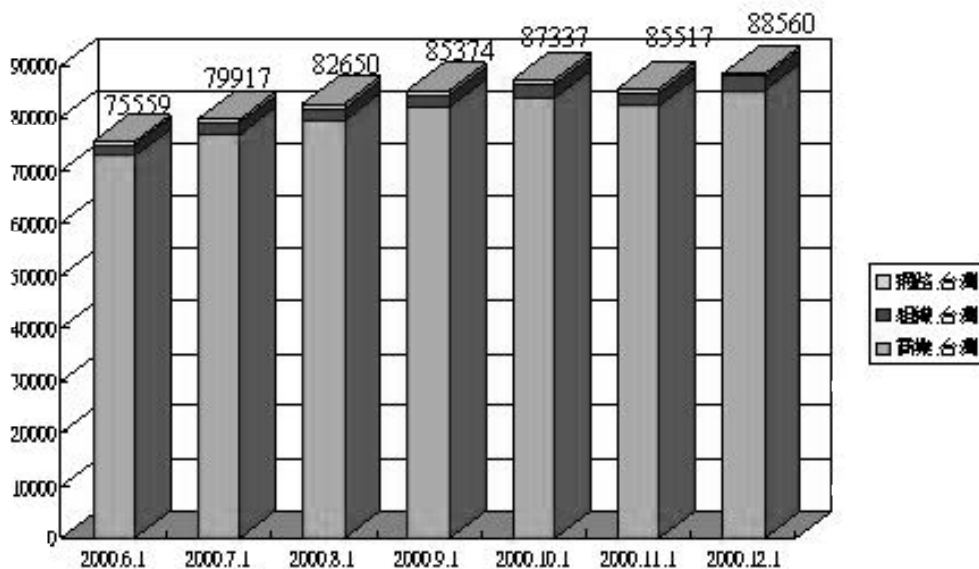
2000.12 Made by TWNIC

Date	商業·台灣	組織·台灣	網路·台灣	Total
2000.6.1	72727	2064	768	75559
2000.7.1	76923	2194	800	79917
2000.8.1	79527	2296	827	82650
2000.9.1	82133	2402	839	85374
2000.10.1	84007	2479	851	87337
2000.11.1	82402	2449	666	85517
2000.12.1	85260	2572	728	88560

Source : GSN 、TANet 、TWNIC

Chinese Domain Name Growth Chart

2000.12 Made by TWNIC



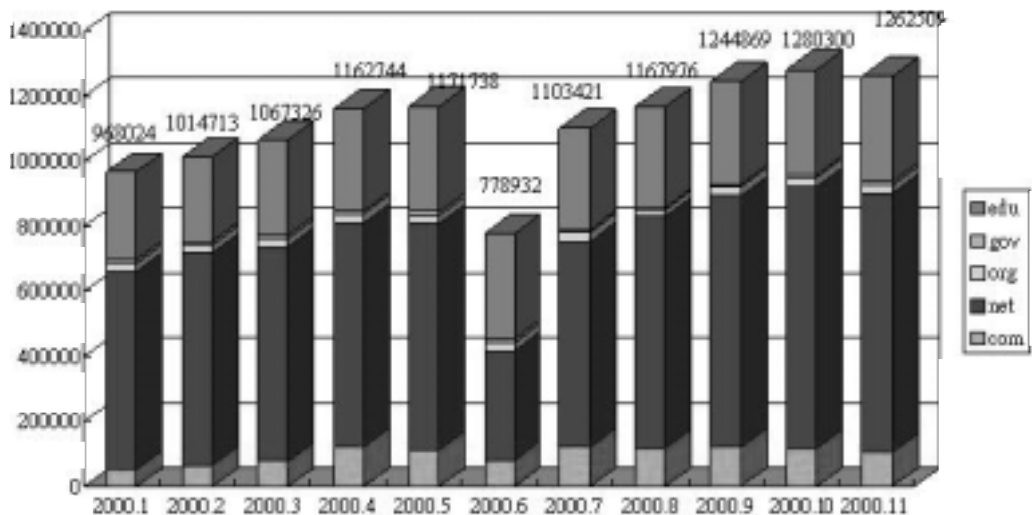
Internet Host Growth (New Deductive Method)

Jan.2000 - Nov.2000

Date	com	edu	gov	Net	org	Total
2000.1	52686	270807	10508	610529	23494	968024
2000.2	67255	260618	10289	652688	23863	1014713
2000.3	78888	295089	10707	657696	24946	1067326
2000.4	122155	314713	10795	688596	26785	1162744
2000.5	113276	327377	10208	695251	25626	1171738
2000.6	81738	325881	9896	337457	23960	778932
2000.7	121236	315012	7240	633139	26794	1103421
2000.8	117792	311782	7286	711655	19461	1167976
2000.9	121364	313047	10928	773427	26103	1244869
2000.10	118310	321011	11013	802914	27052	1280300
2000.11	104764	324566	12643	795875	24661	1262509

Source : <http://dnstat.nsysu.edu.tw/>

Internet Host Growth Chart (New Deductive Method)

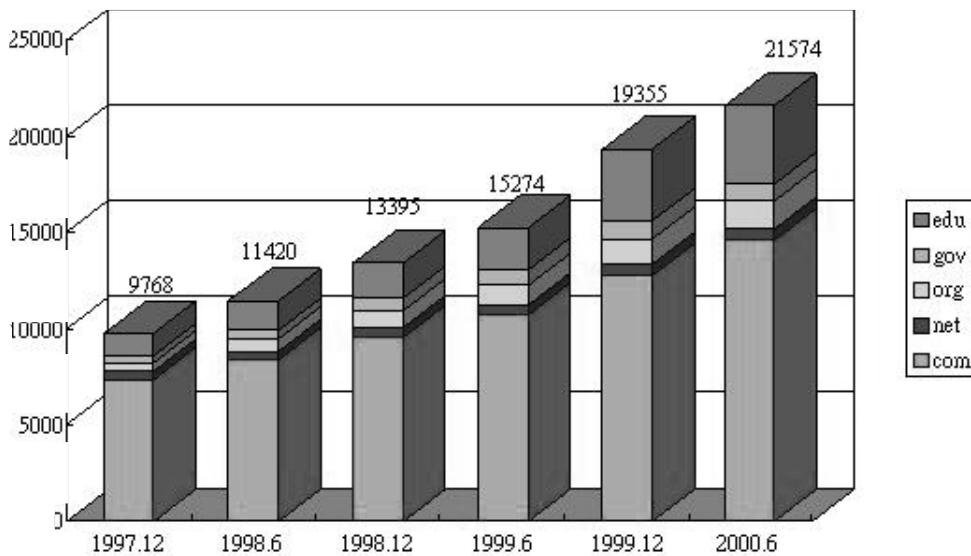
Source : <http://dnstat.nsysu.edu.tw/>

WWW Server(Traced by DNS)

Date	com	edu	gov	Net	org	Total
1997.12	7373	1181	338	396	480	9768
1998.6	8406	1500	423	398	693	11420
1998.12	9566	1798	684	510	837	13395
1999.6	10710	2241	756	530	1037	15274
1999.12	12744	3773	949	561	1328	19355
2000.6	14609	4090	871	544	1460	21574

Source : <http://dnstat.nsysu.edu.tw/>

WWW Server Growth Chart (Traced by DNS)

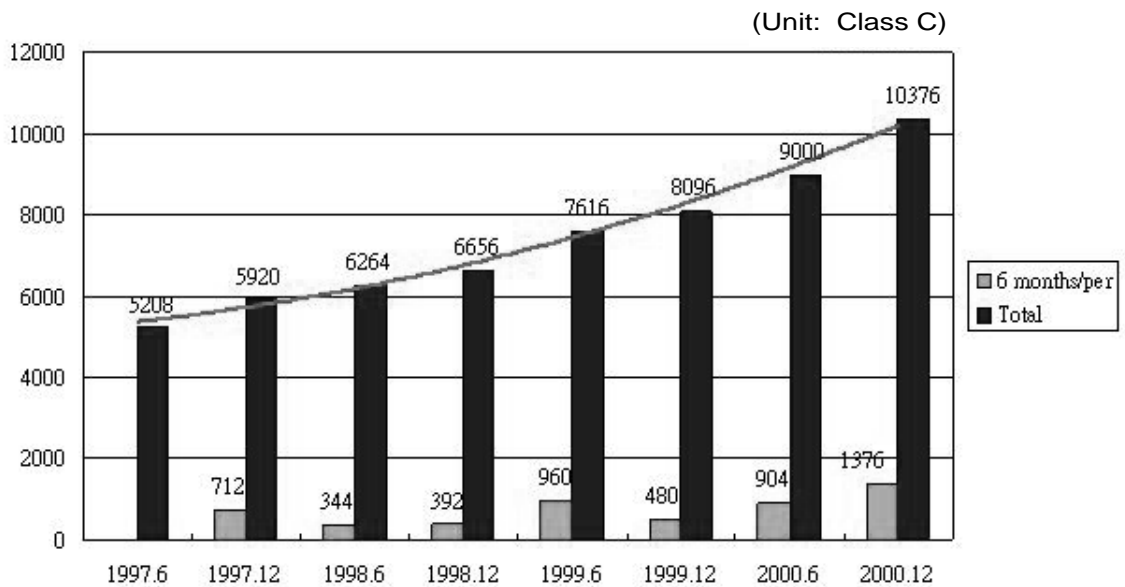


Source : <http://dnstat.nsysu.edu.tw/>

IP Growth (Unit: Class C)

Date	6 months/per	Total
1997.6	—	5208
1997.12	712	5920
1998.6	344	6264
1998.12	392	6656
1999.6	960	7616
1999.12	480	8096
2000.6	904	9000
2000.12	1376	10376

Number of allocated IP Addresses Chart



Source : TWNIC

Delegated IPs

(Unit: Class C)

ISP	Number of IP
TANet	2176
HiNet	3752
SEEDNet	2048
GSN	416
Medical Net	160
SySNet	176
TTNet	208
PagicNet	192
GCNet	160
APOL	64
Unet	32
Infoserve	96
ISL	16
TimeNet	48
FETNet	192
MyNet	48
MkyNet	32
Einvest	32
DOME	48
SaveCom	32
NCHC	32
IONet	32
NCIC	32
KGTNet	16
INTERGRAND	16
Atlas	16
WorldCom	16
TSINet	32
GSNet	16

ISP	Number of IP
TAT	16
Emphasis Networks	16
DWINS	16
TFN	16
SUIONET	16
Glive Net	16
IBM Taiwan	16
Accsi Net	16
Other	112
Total	10376

TWNIC IP Address Allocation/Delegations (Unit:Class C)

Item	Total
Delegated From APNIC	$256*43 = 11008$
Delegated To ISP	$256*40.53125 = 10376$
Remain	$256*2.46875=632$